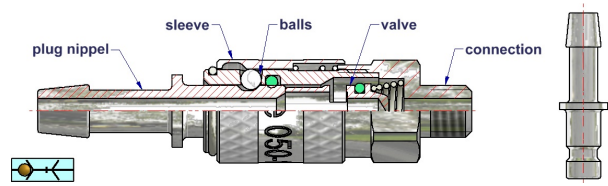


LOW PRESSURE STAINLESS STEEL 1.4305 COUPLING, 050 - NOMINAL FLOW DIAMETER 2,7-STAINLESS ST



TECHNIQUE

Single-handed coupling with automatic 3-point locking. Locking elements are balls that are locked by a spring-loaded release sleeve. The uncoupling process is started by pushing the release sleeve back in the direction of the connection. The valve returns to its original position and pushes the plug connector out of the coupling.

ANWENDUNGSBEREICHE

- medical technology
- general industrial supplies
- double shut off
- stainless steel/steel

PRESSURE RANGE

The coupling can be statically loaded up to 35 bar without pulsation.

MATERIALS COUPLING

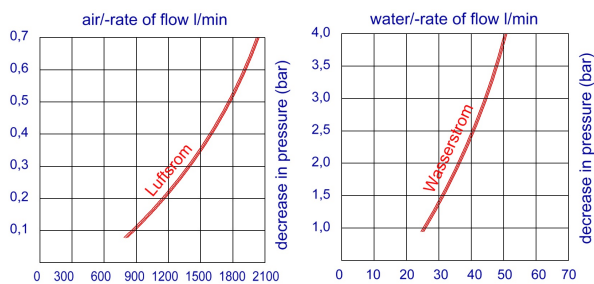
Connection, basic body, release sleeve and valve AISI 303
 Pressure springs and retaining rings AISI 302
 Balls AISI 420

MATERIALS GASKET

Seals made of fluorine elastomer (FPM)
 Hardness of material 70 Shore
 Temperature range -25°C through +200°C
 Temperature range -25°C through +300°C (allowed for short periods)
 Gas permeability coefficient (Ø)= 3
 Resistant to mineral oils, fuels, chlorinated hydrocarbons, synthetic hydraulic fluids, hot air and many chemicals (on request)

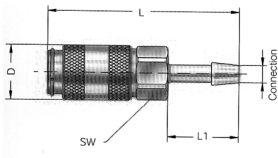
MATERIALS CONNECTION

Plug connector AISI 303



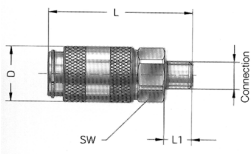
LOW PRESSURE STAINLESS STEEL 1.4305 COUPLING, 050 - NOMINAL FLOW DIAMETER 2,7-STAINLESS ST

HOSE TAIL PLUG



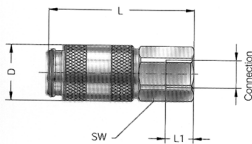
Connection	L	L1	D	SW	Order number
LW3	35	13	10	9	050.00.KV0S.ST003.30V
LW4	35	13	10	9	050.00.KV0S.ST004.30V
LW5	35	13	10	9	050.00.KV0S.ST005.30V
LW6	35	13	10	9	050.00.KV0S.ST006.30V

MALE COUPLING



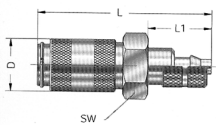
Connection	L	L1	D	SW	Order number
M5	26	5	10	9	050.00.KV0S.AM005.30V
G1/8	28	7	10	12	050.00.KV0S.AG018.30V

FEMALE COUPLING



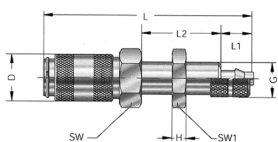
Connection	L	L1	D	SW	Order number
M5	26	5	10	9	050.00.KV0S.IM005.30V
G1/8	28	7	10	12	050.00.KV0S.IG018.30V

QUICK FIT TUBE CONNECTION COUPLING



Connection	L	L1	D	SW	Order number
3x4	33	12	10	9	050.00.KV0S.SV004.30V
3x5	33	12	10	9	050.00.KV0S.SV005.30V
4x6	33	12	10	9	050.00.KV0S.SV006.30V

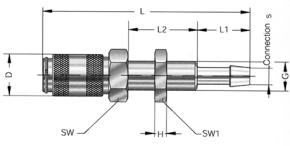
PANEL MOUNT, QUICK FIT TUBE CONNECTION COUPLING



Connection	L	L1	L2	D	H	SW	SW1	G	Order number
3x4	45	7	17	10	3	11	11	M7x0,5	050.00.KV0S.SS
3x5	45	7	17	10	3	11	11	M7x0,5	050.00.KV0S.SS
4x6	45	7	17	10	3	12	11	M8x0,5	050.00.KV0S.SS

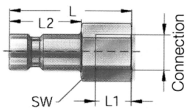
LOW PRESSURE STAINLESS STEEL 1.4305 COUPLING, 050 - NOMINAL FLOW DIAMETER 2,7-STAINLESS ST

PANEL MOUNT, STANDARD HOSE TAIL COUPLING



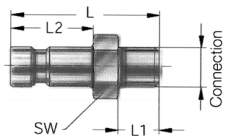
Connection	L	L1	L2	SW/SW1	Order number
LW3	47	13	13	11/11	050.00.KV0S.SST03.30V
LW4	47	13	13	11/11	050.00.KV0S.SST04.30V

FEMALE PLUG



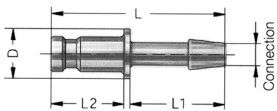
Connection	L	L1	L2	SW	Order number
M5	17	5	10	7	050.00.S000.IM005.300
G1/8	19	7	10	12	050.00.S000.IG018.300

MALE PLUG



Connection	L	L1	L2	SW	Order number
M5	18	5	10	7	050.00.S000.AM005.300
G1/8	20	7	10	11	050.00.S000.AG018.300

HOSE TAIL PLUG



Connection	L	L1	L2	D	Order number
LW3	24	13	10	7	050.00.S000.ST003.300
LW4	24	13	10	7	050.00.S000.ST004.300
LW5	24	13	10	7	050.00.S000.ST005.300
LW6	24	13	10	8	050.00.S000.ST006.300